

REEL RACKS

STORE AND DISPENSE VIRTUALLY ANY PRODUCT THAT MUST BE PAYED OUT FROM A REEL

MECO OMAHA's Reel Rack is built to withstand the abuse and punishment found in a manufacturing or distribution environment. Store and dispense poly or wire rope, hose, electrical cable or chain—anything on a reel or spool. Double welded uprights are manufactured from hefty 3" structural channel and welded to a 4" channel base. 96" units have 3 pair of axle brackets, 120" and 144" units have 4 pair (additional brackets may be ordered separately). The special MECO OMAHA axle bracket is adjustable on 2" centers up and down the uprights; brackets accept axle up to 2 1/2" diameter (not supplied by MECO OMAHA). It is strongly recommended that units be secured to the floor before use. Ships knocked down; gray enamel finish with orange axle brackets.

**SEE PAGE 45
FOR ADDITIONAL
REEL HANDLING EQUIPMENT**

• 2,000 LB CAPACITY PER LEVEL


STARTER UNITS					
MODEL NO.	DIMENSIONS*			MAX. REEL WIDTH	WEIGHT
	WIDTH	DEPTH	HEIGHT		
RR228	24"	24"	96"	19"	204 lbs
RR328	36"			31"	216 lbs
RR428	48"			43"	233 lbs
RR238	24"	36"	96"	19"	224 lbs
RR338	36"			31"	235 lbs
RR438	48"			43"	253 lbs
RR2210	24"	24"	120"	19"	238 lbs
RR3210	36"			31"	249 lbs
RR4210	48"			43"	267 lbs
RR2310	24"	36"	120"	19"	255 lbs
RR3310	36"			31"	266 lbs
RR4310	48"			43"	284 lbs
RR2212	24"	24"	144"	19"	302 lbs
RR3212	36"			31"	313 lbs
RR4212	48"			43"	331 lbs
RR2312	24"	36"	144"	19"	319 lbs
RR3312	36"			31"	330 lbs
RR4312	48"			43"	348 lbs
RR-BKT	Axle Brackets (per pair)				6 lbs

* WIDTH FIGURE REPRESENTS THE INSIDE DIMENSION. ADD 8" TO WIDTH FIGURE FOR OVERALL WIDTH DIMENSION.

• 2,000 LB CAPACITY PER LEVEL

ADD-ON UNITS					
MODEL NO.	DIMENSIONS*			MAX. REEL WIDTH	WEIGHT
	WIDTH	DEPTH	HEIGHT		
RR228-A	24"	24"	96"	19"	126 lbs
RR328-A	36"			31"	138 lbs
RR428-A	48"			43"	155 lbs
RR238-A	24"	36"	96"	19"	136 lbs
RR338-A	36"			31"	147 lbs
RR438-A	48"			43"	165 lbs
RR2210-A	24"	24"	120"	19"	147 lbs
RR3210-A	36"			31"	157 lbs
RR4210-A	48"			43"	175 lbs
RR2310-A	24"	36"	120"	19"	155 lbs
RR3310-A	36"			31"	165 lbs
RR4310-A	48"			43"	183 lbs
RR2212-A	24"	24"	144"	19"	176 lbs
RR3212-A	36"			31"	187 lbs
RR4212-A	48"			43"	205 lbs
RR2312-A	24"	36"	144"	19"	184 lbs
RR3312-A	36"			31"	195 lbs
RR4312-A	48"			43"	213 lbs

* WIDTH FIGURE REPRESENTS THE INSIDE DIMENSION. OVERALL WIDTH WILL INCREASE BY 4" WHEN ADDED TO A STARTER UNIT.



AXLES AVAILABLE

U-RACKS

MODULAR, LOW COST STORAGE OF BAR AND PIPE STOCK

MECO OMAHA solves your bar and pipe storage problems with our portable U-Racks. Totally adaptable to your space and storage requirements, these handy racks require virtually no set-up time and are easily handled by just one person. Stacking is easy with interlocking steel frames.

Each rack features double welded construction. Vary the load capacities by moving U-Racks closer together or further apart. Units may not be spaced more than 72" apart. Racks can be stacked up to 4 high: **maximum stacked capacity for the UR6 is 6,000 lbs. per column and 10,000 lbs. per column for the UR10.** Capacity per individual unit cannot exceed 3,000 lbs. for the UR6 and 5,000 lbs. for the UR10. Useable space of the UR6 when stacked increases from 16 1/2" at the base to 20 1/2" at the top; the UR10 increases from 16 1/2" at the base to 22 1/2" at the top. Usable inside height for both models is 15 3/4". Orange enamel finish.

• SHIPS IN A CARTON VIA UPS

MODEL NO.	STACKING CAPACITY	WEIGHT
UR6	6,000 lbs per column	23 lbs
UR10	10,000 lbs per column	27 lbs

NOTE: THE UR6 AND UR10 ARE NOT INTERSTACKABLE



UR10 stacked two high using three columns

VERTICAL STORAGE RACKS

IDEAL FOR ON-EDGE STORAGE OF SHEET MATERIAL, PLATES AND PANELS


The Vertical Storage Rack by MECO OMAHA provides safe, convenient storage for your sheet material. Sheets up to 12' long and 6' wide may be stored allowing high visibility and easy retrieval. Provides maximum storage in minimum floor space and makes inventory control easier.

Constructed of structural channel and 10 ga. steel sheet, this rack provides a hefty 6500 lb. capacity per bay. Racks are shipped knocked down and assemble easily without special tools. Gray enamel finish.

A connector channel is available to accommodate add-on units. Simply bolt one end of connector channel to the single hole at the end of the unit in use, then bolt the other end of the connector channel to the add-on unit making one extra bay. Different model numbers may be combined to form larger units—models are completely compatible with any size add-on. For example, by use of a connector channel, two VSR3 units can be combined to provide 7 bays of storage.

• ALL MODELS ARE 31" HIGH

MODEL NO.	NO. OF BAYS	WIDTH	LENGTH	CAPACITY	WEIGHT
VSR1	1	84"	40"	6,500 lbs	253 lbs
VSR3	3		80"	19,500 lbs	569 lbs
VSR5	5		120"	32,500 lbs	882 lbs
VSRC	Connector Channel		80"		59 lbs



BAR STORAGE RACKS

STORE SHORT LENGTHS OF BAR STOCK, PIPE OR TUBING QUICKLY AND EFFICIENTLY

The **Horizontal Bar Rack** stores lengths of stock up to 10' on one unit. Two units handle lengths to 20'. The Horizontal Bar Rack features 9 storage levels on 9" arms spaced 6" apart. The 30" x 30" base ensures stability and reduces chance of tipping.

The **Vertical Bar Rack** handles odd lengths of material from 21" to 12'. Arms extend 8" from the frame and divide the rack into thirds for orderly on-end storage. Additional material may be stored horizontally on three 16 ga. steel shelves.

Both units finished with gray enamel.

• UNITS SHIP KNOCKED DOWN IN A CARTON VIA UPS

MODEL NO.	LENGTH	DEPTH	HEIGHT	CAPACITY	WEIGHT
BSRH1-KD	30"	30"	84"	1,800 lbs	118 lbs
BSRV1-KD	36"	24"		3,000 lbs	130 lbs



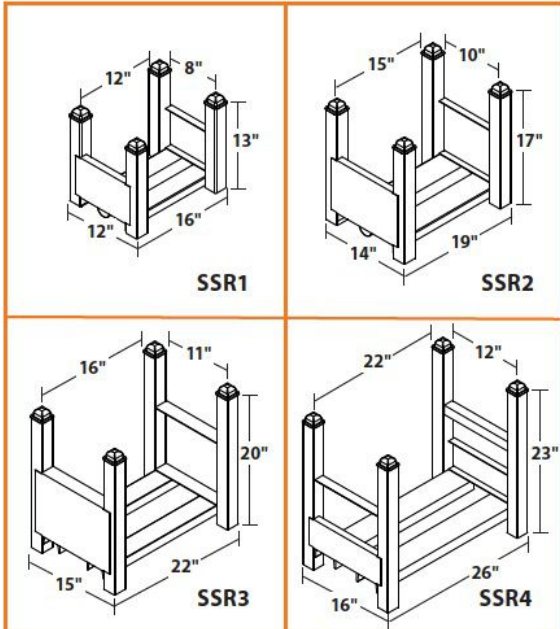


STEEL STACKS

MODULAR • STACKABLE WELDED STEEL STORAGE RACKS • FLEXIBLE, LOW COST STORAGE SYSTEM FITS ANY SPACE

Steel Stacks are the answer to changing storage needs. Welded steel construction yet light weight—they can be easily shifted or changed as requirements change and stack safely up to four units high. Additions are inexpensive and easy to make—no tools required during initial set-up or moving. Steel Stacks are completely assembled and ready for instant use. Capacities up to 7500 lbs. total. Total stack capacity not to exceed capacity of one individual steel stack. Ideal for storing bar stock, pipe, tubing, molding, specialty lumber and parts. Used for storage of those small heavy items that do not store well on standard shelving. Low cost, maximum flexibility and minimum space requirements compare favorably to alternatives. Orange enamel finish.

• ECONOMICAL SPACE-SAVING STORAGE

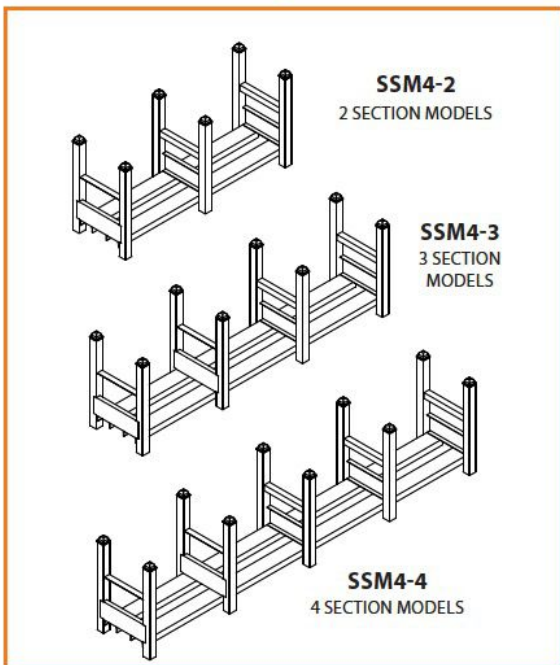
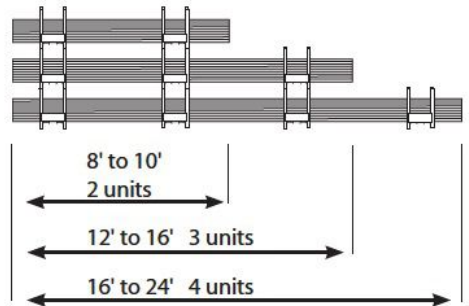


MODEL NO.*	NO. OF SECTIONS	LENGTH	WIDTH	HEIGHT	CAPACITY/SECTION	WEIGHT
SSR1	1	16"	12"	13"	2,500 lbs	19 lbs
SSR2		19"	14"	17"	3,750 lbs	28 lbs
SSR3		22"	15"	20"	5,600 lbs	47 lbs
SSR4		26"	16"	23"	7,500 lbs	56 lbs
SSM1-2	2	30"	12"	13"	2,500 lbs	41 lbs
SSM1-3	3	44"				58 lbs
SSM1-4	4	58"				73 lbs
SSM1-5	5	72"				88 lbs
SSM2-2	2	36"	14"	17"	3,750 lbs	54 lbs
SSM2-3	3	53"				74 lbs
SSM2-4	4	70"				85 lbs
SSM2-5	5	87"				116 lbs
SSM3-2	2	42"	15"	20"	5,600 lbs	66 lbs
SSM3-3	3	62"				91 lbs
SSM3-4	4	82"				117 lbs
SSM3-5	5	102"				142 lbs
SSM4-2	2	50"	16"	23"	7,500 lbs	93 lbs
SSM4-3	3	74"				130 lbs
SSM4-4	4	98"				169 lbs
SSM4-5	5	122"				207 lbs

* NOTE: THE FIRST NUMBER REFERS TO THE SIZE OF THE UNIT (SEE ILLUSTRATIONS AT LEFT). THE SECOND NUMBER REFERS TO THE NUMBER OF SECTIONS.

How to select Steel Stacks:

1. Consider length, weight and rigidity of material to be stored.
2. Determine modular capacity from tables.
3. Determine length of material to be stored and select number of units required from illustration at right.
4. Determine quantity and dimensions of units required and order by model number from the above table.
5. Contact MECO OMAHA for special requirements.



• 2-WAY SHELVES AND 4-WAY DIVIDERS FOR STEEL STACKS

FOR USE WITH MODEL NUMBERS	2-WAY SHELF		4-WAY DIVIDER	
	MODEL NO.	WEIGHT	MODEL NO.	WEIGHT
SSR1 and SSM1	SSR1D	7 lbs	SSR1X	11 lbs
SSR2 and SSM2	SSR2D	8 lbs	SSR2X	17 lbs
SSR3 and SSM3	SSR3D	10 lbs	SSR3X	20 lbs
SSR4 and SSM4	SSR4D	14 lbs	SSR4X	26 lbs

ROLL-OUT SHELF RACKS

OFFER 100% SHELF EXTENSION FOR CONVENIENT LOADING AND UNLOADING

The Roll-Out Shelf Rack from **MECO OMAHA** is at home in virtually any industry from manufacturing to warehousing. Ideal for roll-out storage of dies, fixtures, engine parts, tooling or items that require secure storage with easy access. Each shelf handles 2,000 lbs. of product; items can be loaded or unloaded by overhead crane or forklift. Store up to 2,000 lbs. on the top of the unit.

Structural 3" channel frame is punched to permit 2" vertical adjustability of shelves while providing superior strength and durability. Shelves of 10 ga. steel roll out one at a time and lock in the extended position for maximum safety.

The Roll-Out Shelf Rack is available in three heights and three shelf sizes. Three shelf or four shelf models available. The basic starter units can be expanded to meet ever-changing storage requirements with add-on units. Ships knocked down for freight savings; gray enamel finish.

In addition to our knocked-down units, we now offer fully assembled units, shipped ready for use. Contact us for assembled pricing.

• 2,000 LB CAPACITY PER SHELF

STARTER UNITS					
MODEL NO.	DIMENSIONS*			NO. OF SHELVES	WEIGHT
	SHELF WIDTH	DEPTH	HEIGHT		
RSR335-3	36"	36"	62"	3	921 lbs
RSR345-3		48"			1,100 lbs
RSR435-3	48"	36"	1,038 lbs		
RSR445-3		48"	1,220 lbs		
RSR336-3	36"	36"	72"	937 lbs	
RSR346-3		48"		1,119 lbs	
RSR436-3	48"	36"	1,057 lbs		
RSR446-3		48"	1,237 lbs		
RSR337-4	36"	36"	85"	1,191 lbs	
RSR347-4		48"		1,414 lbs	
RSR437-4	48"	36"		1,340 lbs	
RSR447-4		48"		1,570 lbs	

* DEPTH AND HEIGHT FIGURES REPRESENT OVERALL DIMENSIONS. ADD 8" TO SHELF WIDTH FIGURE FOR OVERALL WIDTH DIMENSION.

• 2,000 LB CAPACITY PER SHELF

ADD-ON UNITS					
MODEL NO.	DIMENSIONS*			NO. OF SHELVES	WEIGHT
	SHELF WIDTH	DEPTH	HEIGHT		
RSR335-3A	36"	36"	62"	3	852 lbs
RSR345-3A		48"			1,029 lbs
RSR435-3A	48"	36"	970 lbs		
RSR445-3A		48"	1,148 lbs		
RSR336-3A	36"	36"	72"	860 lbs	
RSR346-3A		48"		1,039 lbs	
RSR436-3A	48"	36"	988 lbs		
RSR446-3A		48"	1,155 lbs		
RSR337-4A	36"	36"	85"	1,099 lbs	
RSR347-4A		48"		1,323 lbs	
RSR437-4A	48"	36"		1,242 lbs	
RSR447-4A		48"		1,474 lbs	

* DEPTH AND HEIGHT FIGURES REPRESENT OVERALL DIMENSIONS. OVERALL WIDTH WILL INCREASE BY 4" WHEN ADDED TO A STARTER UNIT.

ADDITIONAL SHELVES AVAILABLE



RSR337-4
ROLL-OUT SHELF RACK
With Shelf Extended



RSR337-4
ROLL-OUT SHELF RACK

with **RSR337-4A**
ADD-ON UNIT